



LASER CUTTING MACHINES:

	Element	Power	Thickness	Range
 L3030	Semi-automatic cell	3,2 kW	20 mm	3.0 x 1.5 m



- Loading and unloading is done with a pneumatic jib crane

PRESS BRAKES:








	Capacity	Bending length	Clamping system	Axis
	65 tonnes	2550 mm	Hydraulic Wila	7 Axis

- Off line programming with touch screen controller

WELDING:

	Type	Power	Material
	TIG	315A	Steel, Inox & Aluminium
	MIG	250A	Steel & Inox

OTHER PRODUCTION ASSETS:

- Point and stud welding of steel, aluminium and stainless steel
- Plasma cutting, Blind riveting
- Grinding belt for steel and for stainless steel (seperate system)
- Vertical drilling machines
- Rolling machine L=1000mm T=3mm
-  **Haeger 824** Fastener insertion machine for clinch nuts & bolts (M2,5 - M10)
-  Circular sawing machine for solid bar and tubes (8 - 125mm)
-  Corner shear (cutting length 220mm, 4mm thickness)
-  Siegmund welding tables and fixation tools (2200x1200x100mm)
-  Silent electric adjustable tapping machine
-  Rotor deburring machine (3D deburring)
-  110 ton Hydraulic power press, Model SN1-110

SURFACE TREATMENTS:

- Pickling machine for welds
- Non-ferro glass bead blasting